

IMAGINE YOUR STORY

SUMMER READING BINGO

Complete any 5 in a row (across, down, diagonally) and earn a raffle ticket.
BONUS - complete all the squares and earn 5 raffle tickets!

Watch a movie based on a book	Read for 15 minutes	Make a book mark	Play a board game	Read a book about animals
Read a book that makes you laugh	Read at the beach	Spend 20 minutes outside in nature	Make a magic wand using materials at home	Ask someone you know to recommend a book for you
Read in your back yard	Read a book that's been made into a movie	<div style="background-color: yellow; padding: 5px; transform: rotate(-2deg); display: inline-block;">Free</div>	Read for 20 minutes	Read a non-fiction book
Read a poem	Take a walk	Read a book with a color in the title	Read a book by a female author	Read a comic book or graphic novel
Read for 30 minutes	Read a fairy tale or fractured fairy tale	Read 5 picture books	Ask an adult family member to recite a nursery rhyme	Read in your pajamas



The Bill Memorial Library

240 Monument St.

Groton, CT 06340

860-445-0392

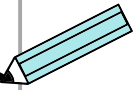
billmemorial.org

FB Bill Memorial Library Instagram @billmemoriallibrarygroton

BEFORE YOU START


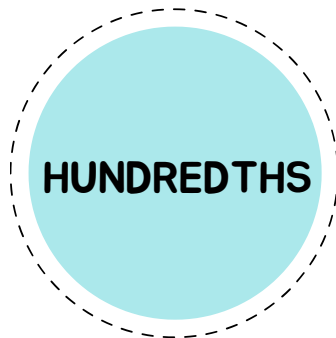
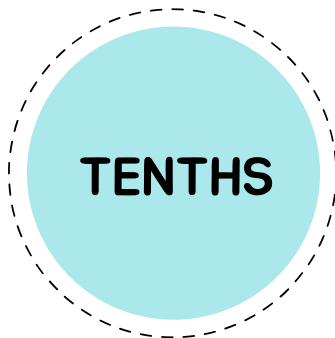

Everyone should fill in their bingo card with random decimal numbers up to the thousandths place.

0.031 0.009 0.611



CUT OUT PIECES

Create the bingo call out pieces by cutting along the dotted lines. Separate the circles and squares into different piles.



HOW TO CALL OUT

To play, pick a facedown square for the actual number.

Then, pair it with a facedown circle, then call it out. This is the decimal place. Return the piece to the circle pile.

If you get a number "6" and the circle "tenths" Say "6 Tenths".

The players will mark off all boxes that fit the call out. For example, "6 Tenths" means you can cross off all boxes that have a 6 in the tenths place.

